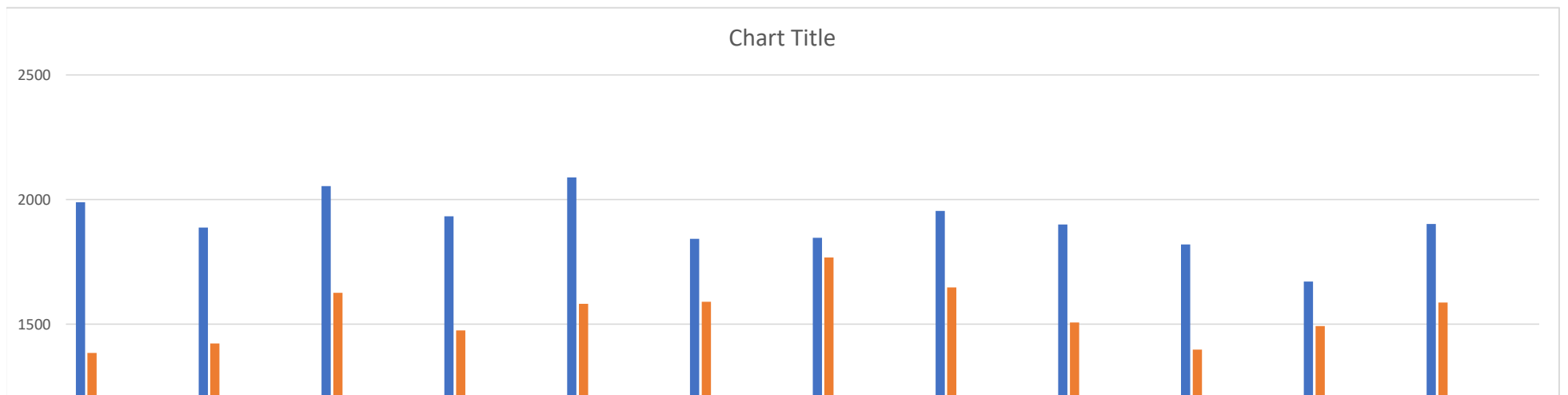
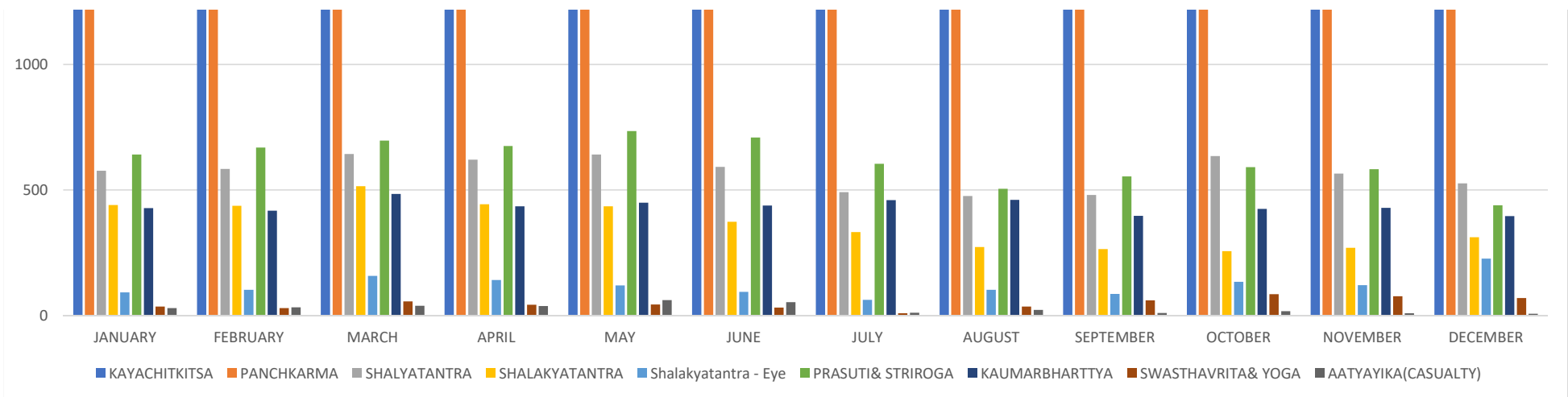


## Annual Report 2023

Vardhaman Education and Welfare Society.s  
Ahinsa Institute of Ayurveda  
Dr. Ratansing Munot Ayurvedic Hospital

OPD Data (Number of Patients Attended OPD (1st Jan to 31st Dec 2023))											
SR.NO.	MONTH	KAYACHITK ITSA	PANCHKAR MA	SHALYATA NTRA	SHALAKYA TANTRA	Shalakyatantra - Eye	PRASUTI& STIROGA	KAUMARBHART TYA	SWASTHAVRITA& YOGA	AATYAYIKA(CASUA LTY)	TOTAL
1	JANUARY	1990	1386	577	440	92	641	428	36	30	5620
2	FEBRUARY	1888	1423	584	437	103	669	418	30	33	5585
3	MARCH	2055	1627	643	515	158	697	484	56	39	6274
4	APRIL	1934	1476	621	443	142	675	435	43	38	5807
5	MAY	2090	1583	641	435	120	735	449	44	62	6159
6	JUNE	1843	1591	592	374	94	709	438	32	53	5726
7	JULY	1847	1768	492	332	63	604	460	9	11	5586
8	AUGUST	1955	1648	476	273	103	505	461	36	23	5480
9	SEPTEMBER	1901	1508	480	265	86	554	397	61	10	5262
10	OCTOBER	1821	1399	635	257	134	591	425	85	17	5364
11	NOVEMBER	1672	1493	565	270	121	583	429	77	9	5219
12	DECEMBER	1903	1588	526	312	227	439	396	70	7	5468
<b>TOTAL</b>		<b>22899</b>	<b>18490</b>	<b>6832</b>	<b>4353</b>	<b>1443</b>	<b>7402</b>	<b>5220</b>	<b>579</b>	<b>332</b>	<b>67550</b>
<b>GRAND TOTAL</b>		<b>67550</b>									
<b>AVERAGE OPD'S PER DAY</b>		<b>225.1666667</b>									





## Annual Report 2023

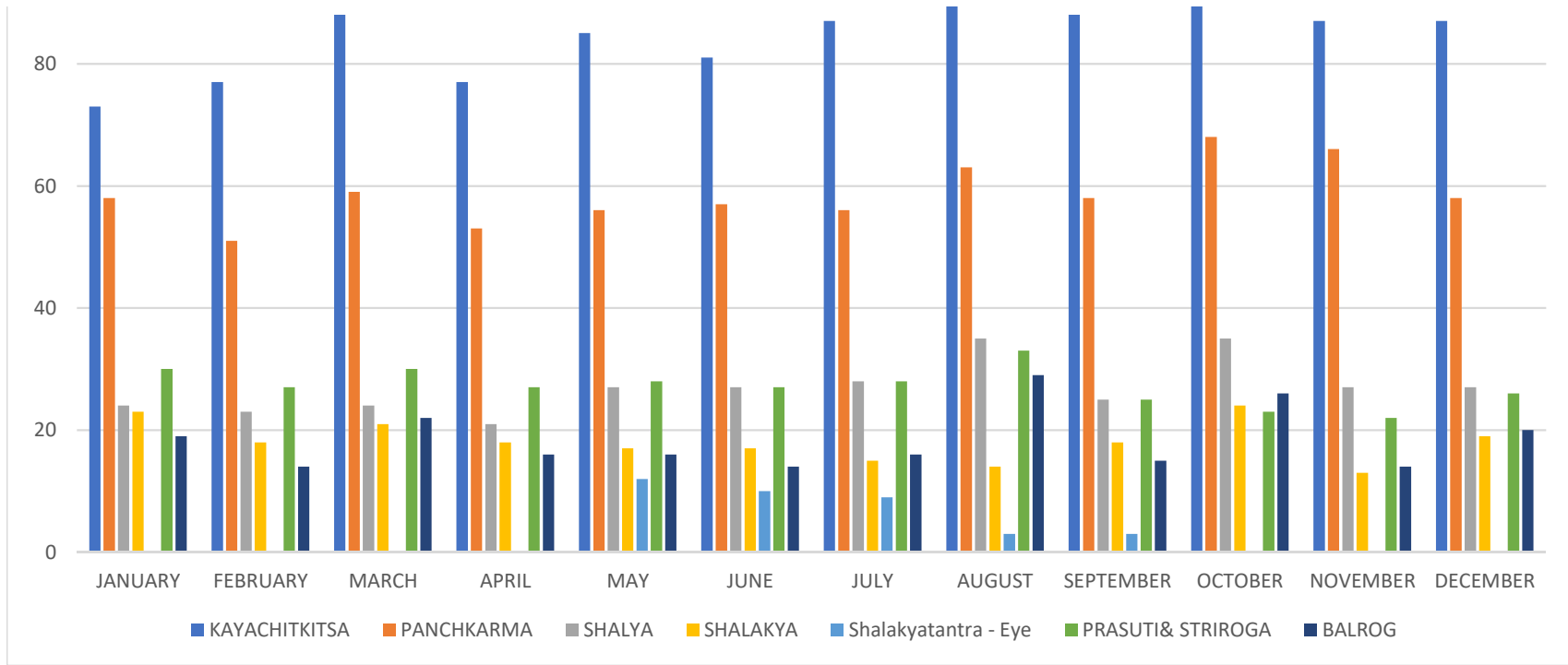
Vardhaman Education and Welfare Society.s

Ahinsa Institute of Ayurveda

Dr. Ratansing Munot Ayurvedic Hospital

IPD Data (1st Jan to 31st Dec 2023)									
SR.NO.	MONTH	KAYACHI TKITSA	PANCHKA RMA	SHALYA	SHALAKYA	Shalakyatan tra - Eye	PRASUTI& STRIROGA	BALROG	TOTAL
1	JANUARY	73	58	24	23		30	19	227
2	FEBRUARY	77	51	23	18		27	14	210
3	MARCH	88	59	24	21		30	22	244
4	APRIL	77	53	21	18		27	16	212
5	MAY	85	56	27	17	12	28	16	241
6	JUNE	81	57	27	17	10	27	14	233
7	JULY	87	56	28	15	9	28	16	239
8	AUGUST	99	63	35	14	3	33	29	276
9	SEPTEMBER	88	58	25	18	3	25	15	232
10	OCTOBER	97	68	35	24	0	23	26	273
11	NOVEMBER	87	66	27	13	0	22	14	229
12	DECEMBER	87	58	27	19	0	26	20	237
<b>TOTAL</b>		<b>1026</b>	<b>703</b>	<b>323</b>	<b>217</b>	<b>37</b>	<b>326</b>	<b>221</b>	<b>2853</b>
<b>GRAND TOTAL</b>		<b>2853</b>							
<b>AVERAGE IPD'S PER DAY</b>		<b>7.816438356</b>							





**Annual Report 2023**  
**Vardhaman Education and Welfare Society.s**  
**Ahinsa Institute of Ayurveda**  
**Dr. Ratansing Munot Ayurvedic Hospital**

PANCHKARMA OPD Data Number of Patients Attended (1st Jan to 31st Dec 2023)																								
MONTH	SNEHAN	SWEDAN	VAMAN	VIRECHAN	BASTI	SHIROBASTI	NASYA	JALOKAR	SIRAVEDH	TARPAN	LEP	SHIRODHARA	YONIPICHU	AGNIKARMA	UTTARBASTI	YONIDHAWAN	VASTI	RAKTMOKSHAN		KARNADHAVAN	GANDUSH	OTHER	TOTAL	
																		JALOKAR	SIRAVEDH					
JAN	282	223	1	9	271	7	44	16	26	5	4	6	0	0	0	0	0	0	5		0	0	32	931
FEB	242	151	2	5	222	8	45	-	-	3	0	4	2	0	9	2	0	25	22	0	0	0	742	
MAR	249	170	4	3	193	6	41	-	-	1	0	11	6	0	20	6	0	25	23	0	0	0	758	
APR	231	133	0	1	143	6	7	-	-	0	0	11	7	0	1	8	0	1	17	1	0	0	567	
MAY	240	169	0	1	163	2	2	-	-	0	0	10	10	0	1	14	0	1	12	0	0	0	625	
JUN	219	170	10	8	133	3	36	-	-	0	0	15	7	5	5	14	0	39	42	0	0	0	706	
JUL	203	150	3	3	168	2	35	-	-	0	0	14	0	8	5	12	0	44	36	0	0	0	683	
AUG	170	134	0	0	125	0	22	-	-	0	1	13	0	6	3	12	0	38	18	0	0	0	542	
SEP	155	107	0	0	121	2	19	-	-	0	0	13	0	9	9	14	0	38	20	0	0	0	507	
OCT	141	111	0	0	77	1	31	-	-	2	0	12	2	3	13	11	0	28	8	0	0	0	440	
NOV	158	98	1	1	107	0	28	-	-	1	0	15	0	3	7	15	0	44	20	0	0	0	498	
DEC	58	57	2	0	130	8	49	-	-	2	0	61	1	2	0	2	0	40	2	0	1	0	415	
<b>TOTAL</b>	<b>2348</b>	<b>1673</b>	<b>23</b>	<b>31</b>	<b>1853</b>	<b>45</b>	<b>359</b>	<b>16</b>	<b>26</b>	<b>14</b>	<b>5</b>	<b>185</b>	<b>35</b>	<b>36</b>	<b>73</b>	<b>110</b>	<b>0</b>	<b>328</b>	<b>220</b>	<b>1</b>	<b>1</b>	<b>32</b>	<b>7414</b>	

**Annual Report 2023**  
Vardhaman Education and Welfare Society.s  
Ahinsa Institute of Ayurveda  
Dr. Ratansing Munot Ayurvedic Hospital

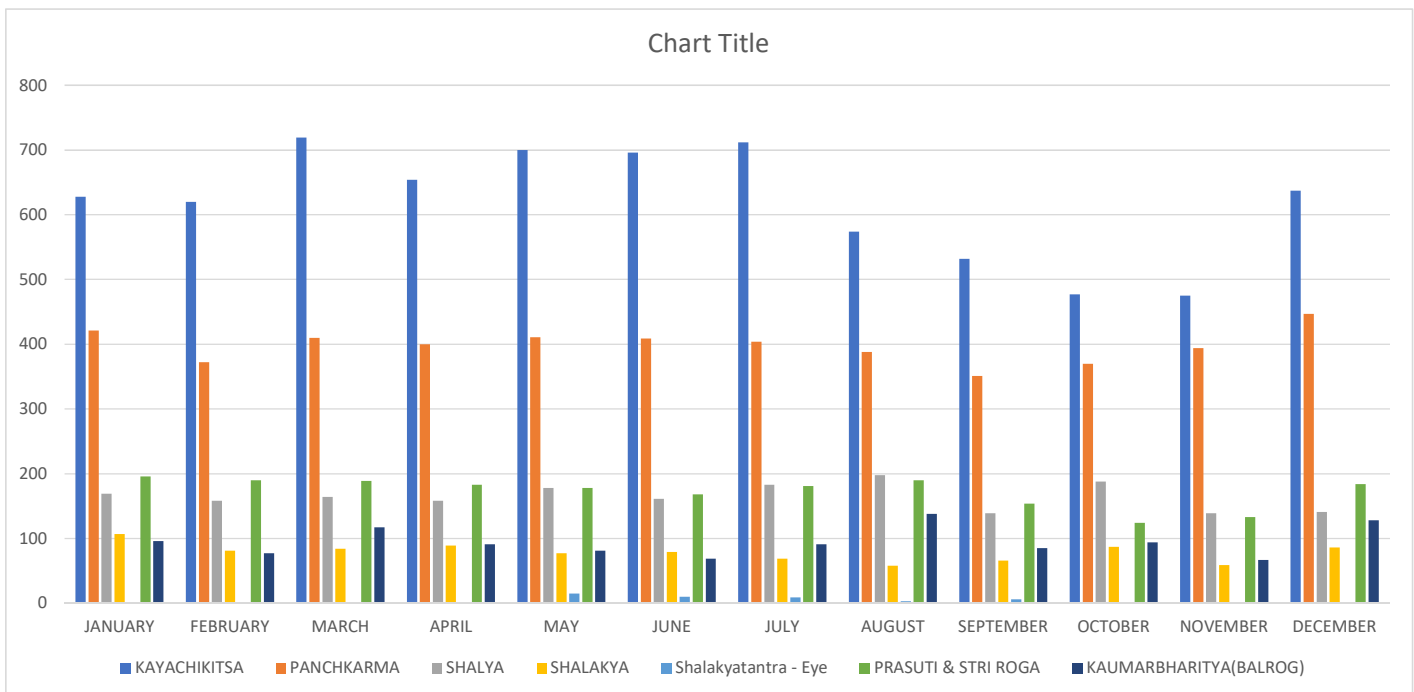
**PANCHKARMA IPD Data (Number of Patients Attended (1st Jan to 31st Dec 2023))**

MONTH	SNEHAN	SWEDAN	VAMAN	VIRECHAN	BASTI	SHIROBAS TI	NASY A	TARPAN	AGNIKAR MA	LEP	SHIRODHA RA	YONIPICHU	UTTARBAS TI	YONIDHAWA N	VASTI	RAKTMOKSHAN		PRATISAR AN	KARNAPUR AN	NETRADHAVA N	RAKTMOKSH AN	GANDUS H	OTHER	TOTAL
																JALOKAR	SIRAVED H							
JAN	610	598	0	15	537	35	63	0	0	34	12	0	0	0	0	15	72	0	0	0	8	0	0	1999
FEB	452	435	16	17	328	11	32	1	2	0	13	0	15	36	0	31	39	0	13	0	0	0	0	1441
MAR	460	412	19	33	331	13	36	0	0	0	8	0	8	33	0	14	18	0	21	0	0	0	0	1406
APR	430	461	0	18	372	17	38	0	1	0	13	0	15	41	0	28	9	0	19	0	0	0	0	1462
MAY	487	474	0	37	560	7	29	0	0	0	6	4	0	43	0	28	14	0	3	1	0	8	0	1701
JUN	453	462	0	3	388	14	61	0	0	0	31	0	0	33	0	26	20	0	13	0	0	2	0	1506
JUL	454	411	1	2	446	3	105	1	0	0	17	4	2	40	0	30	15	13	12	0	0	0	0	1556
AUG	481	445	0	9	314	0	62	0	0	0	15	2	0	35	0	17	9	0	9	0	0	0	0	1398
SEP	368	341	0	0	284	4	39	0	0	0	6	2	9	68	0	67	1	0	17	0	0	0	0	1206
OCT	361	327	12	6	477	0	31	0	1	0	1	0	4	53	0	25	3	0	41	0	0	0	0	1342
NOV	289	272	0	0	336	0	24	0	0	0	0	0	8	108	0	30	3	0	21	0	0	0	0	1091
DEC	363	301	1	1	204	0	46	0	0	0	0	0	0	26	0	52	1		25	0	0	0	0	1020
<b>TOTAL</b>	<b>5208</b>	<b>4939</b>	<b>49</b>	<b>141</b>	<b>4577</b>	<b>104</b>	<b>566</b>	<b>2</b>	<b>4</b>	<b>34</b>	<b>122</b>	<b>12</b>	<b>61</b>	<b>516</b>	<b>0</b>	<b>363</b>	<b>204</b>	<b>13</b>	<b>194</b>	<b>1</b>	<b>8</b>	<b>10</b>	<b>0</b>	<b>17128</b>

**Annual Report 2023**  
**Vardhaman Education and Welfare Society.s**  
**Ahinsa Institute of Ayurveda**  
**Dr. Ratansing Munot Ayurvedic Hospital**

**DETAILS OF TOTAL BED DAYS OCCUPIED (1st Jan to 31st Dec 2023)**

Sr. No.	Month	KAYACHI KITSAs	PANCHKARMA	SHALYA	SHALAKYA	Shalakyatantra - Eye	PRASUTI & STRI ROGA	KAUMARBHARITYA(BALROG)	TOTAL	
1	JANUARY	628	421	169	107		196	96	1617	
2	FEBRUARY	620	372	158	81		190	77	1498	
3	MARCH	719	410	164	84		189	117	1683	
4	APRIL	654	400	158	89		183	91	1575	
5	MAY	700	411	178	77	15	178	81	1640	
6	JUNE	696	409	161	79	10	168	69	1592	
7	JULY	712	404	183	69	9	181	91	1649	
8	AUGUST	574	388	198	58	3	190	138	1549	
9	SEPTEMBER	532	351	139	66	6	154	85	1333	
10	OCTOBER	477	370	188	87	0	124	94	1340	
11	NOVEMBER	475	394	139	59	0	133	67	1267	
12	DECEMBER	637	447	141	86	0	184	128	1623	
<b>TOTAL</b>		<b>7424</b>	<b>4777</b>	<b>1976</b>	<b>942</b>	<b>43</b>	<b>2070</b>	<b>1134</b>	<b>18366</b>	
<b>GRAND TOTAL</b>		<b>18366</b>					<b>Bed Occupancy %</b>		<b>50.32%</b>	



**Annual Report 2023**

**Vardhaman Education and Welfare Society.s**

**Ahinsa Institute of Ayurveda**

**Dr. Ratansing Munot Ayurvedic Hospital**

<b>Other Investigations Done from 1st Jan-23 to 31st Dec-23</b>	
<b>X-rays</b>	<b>2263</b>
<b>ECG</b>	<b>844</b>



**Annual Report 2023**

**Vardhaman Education and Welfare Society.s**

**Ahinsa Institute of Ayurveda**

**Dr. Ratansing Munot Ayurvedic Hospital**

<b>Labour Room</b>	
<b>Number of Deliveries Conducted from 1st Jan to 31st Dec 23</b>	<b>13</b>
<b>Total number of Operations done from 1st Jan to 31st Dec 23</b>	<b>423</b>

|



**Annual Report 2023**

**Vardhaman Education and Welfare Society.s**

**Ahinsa Institute of Ayurveda**

**Dr. Ratansing Munot Ayurvedic Hospital**

<b>CLINICAL LABORATORY</b>		
<b>SR.NO</b>	<b>Investigation done from 1st Jan to 31st Dec 2023</b>	
1	HAEMATOLOGICAL TESTS	7144
2	BIO-CHEMISTRY TESTS	2643
3	SEROLOGY TESTS	1252
4	MICROBIOLOGY TESTS	5210
5	TOTAL NUMBER OF INVESTIGATION CARRIED OUT	16249

<b>Number of ot</b>

**Annual Report 2023**

**Vardhaman Education and Welfare Society.s**

**Ahinsa Institute of Ayurveda**

**Dr. Ratansing Munot Ayurvedic Hospital**

**ner procedures conducted in the last calendar from 1 Jan 2023 to 31 Dec-2023**

**588**